











SPOTlight: School Year 2022-2023

Kensington High School for Creative and Performing Arts			
School Code	5520	Principal Name	Patricia Mcdermott
Sector	District	Address	1901 N Front St
Network	Network 4	Phone	215 400 7400
Report Type	High School	Admission Category	Catchment
Receives K8 Report	No	October 1 Enrollment	470
Grades in Report	9 12		
Website	kcapa.philasd.org		

School Performance Outcomes Table

CONDITIONS FOR SUCCESS				
Metric Name	2021-22 Results	2022-23 Results	2022-23 Progress	Metric Description
Student Attendance	32.9%	30.8%	-2.1 %-pts 	Percentage of students attending 90% or more of instructional days
Teacher Attendance	78.4%	77.1%	-1.3 %-pts 	Percentage of teachers attending 90% or more of work days
Student Dropouts (Grades 9-12)	39	39	+0 	Number of students no longer enrolled, and who did not transfer or graduate
Graduation Rate (4-Year Cohort)	72.3%	66.1%	-6.2 %-pts 	Percentage of students graduating high school within four years of first-time enrollment in 9th grade

ACADEMIC GOALS						
Metric Name	2018-19 Results*	2022-23 Results	2022-23 Progress	2018-19 Results*	2022-23 Results	2022-23 Progress
Goal 4: Best by 11th Grade	Keystone Proficient or Advanced			Keystone Below Basic		
Algebra 1	14.8%	10.8%	-4.0 %-pts 	38.3%	56.8%	+18.5 %-pts 
Biology	3.1%	5.8%	+2.7 %-pts 	79.7%	63.8%	-15.9 %-pts 
Literature	12.1%	29.2%	+17.1 %-pts 	50.0%	33.9%	-16.2 %-pts 

* Due to COVID-19 pandemic-related test cancellations and exemptions, Keystone results for 2022-23 are compared to pre-pandemic (2018-19) performance.

Metric Name	2021-22 Results	2022-23 Results	2022-23 Progress	Metric Description
Goal 5: Grade 12 CTE	NOCTI Competent or Advanced			
NOCTI	Insufficient Sample			Percentage of students passing the industry standards assessment specific to each Career and Technical Education (CTE) program

All SPOTlight indicator colors are based on unrounded changes in results. Percentage point changes are rounded to the nearest tenth for display.

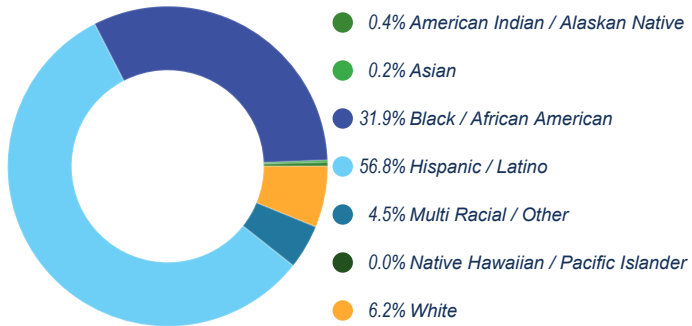
SPOTlight Legend:	Improving 	Maintaining 	Not Improving 
-------------------	---	--	---

Kensington High School for Creative and Performing Arts

2022-2023 SCHOOL PROGRESS REPORT ON EDUCATION AND EQUITY

School Code | 5520 Sector | District Network | Network 4
Principal Name | Patricia Mcdermott
Address | 1901 N Front St Phone | 215-400-7400
Website | kcapa.philasd.org Report Type | High School
Grades in Report | 9-12 Admissions Category | Catchment
Receives K8 Report | No Oct 1 Enrollment | 470

Student Enrollment and Demographics



510

of Students Served Over the Full Year

20.6%

% of Students with IEPs

17.5%

% of Students Identified as English Learners

89.4%

% of Students Identified as Economically Disadvantaged

Student Attendance

13.9%

% of Students Attending at Least 95% of Instructional Days

30.8%

% of Students Attending at Least 90% of Instructional Days

Score Level	Performance	Improvement	Level
Not Applicable for 2022-2023	Black / African American		
	Insufficient Data for Score	Insufficient Data for Score	NA
Performance	Hispanic / Latino		
Insufficient Data for Score	Insufficient Data for Score	Insufficient Data for Score	NA
Improvement	Multi Racial / Other		
Improving in 5 out of 12 Eligible Metrics 41.7%	Insufficient Data for Score	Insufficient Data for Score	NA
Goal Performance (All Students)	White		
Four-Year Cohort Graduation Rate	Insufficient Data for Score	Insufficient Data for Score	NA
Score: 66.1%	American Indian / Alaskan Native		
NOT IMPROVING -6.2 From Prior Year	Insufficient Data for Score	Insufficient Data for Score	NA
GOAL 4 Keystone: % of Students Proficient or Advanced on All 3 Keystones, Grade 11	Asian		
Score: 2.7%	Insufficient Data for Score	Insufficient Data for Score	NA
IMPROVING +1.5 From Prior Year	Native Hawaiian / Pacific Islander		
GOAL 5 % of 12th Grade CTE Students Meeting Industry Standards	Insufficient Data for Score	Insufficient Data for Score	NA
Insufficient Sample	English Learners		
	Insufficient Data for Score	Insufficient Data for Score	NA
	Students with IEPs		
	Insufficient Data for Score	Insufficient Data for Score	NA
	Economically Disadvantaged		
	Insufficient Data for Score	Insufficient Data for Score	NA

● Improving ● Maintaining
● Not Improving ● Not Applicable

Climate, Culture & Opportunity

Conditions for Success

School Code | 5520 School Name | Kensington High School for Creative and Performing Arts

% of Students Attending 90%+ of Days

All Students

510 Students

Score: 30.8%



NOT IMPROVING

-2.1 From Prior Year



% of Students Attending

Greater Than 95% of Instructional Days

13.9%

90-95% of Instructional Days

16.9%

85-90% of Instructional Days

13.3%

80-85% of Instructional Days

11.4%

Less than 80% of Instructional Days

44.5%

Number of Dropouts

All Students

Grades 9-12

Students: 39

MAINTAINING

+0.0 From Prior Year



% of Students Receiving Zero Out-of-School Suspensions

All Students

510 Students

Score: 88.0%



NOT IMPROVING

-4.7 From Prior Year



* Schools that are performing at the most positive value for a metric automatically receive a label of "Improving", even if no change in performance occurred.

Climate, Culture & Opportunity

Conditions for Success

School Code | 5520 School Name | Kensington High School for Creative and Performing Arts

% of Teachers Attending 90%+ of Days

All Teachers

35 Teachers

Score: 77.1%



NOT IMPROVING

-1.3 From Prior Year



Additional Teacher Metrics

13.6%

% of Teachers Rated as Distinguished

86.4%

% of Teachers Rated as Proficient

81.6%






Year-to-Year Teacher Retention

* Schools that are performing at the most positive value for a metric automatically receive a label of "Improving", even if no change in performance occurred.

College & Career: Every Student Graduates Ready for College and Careers

Conditions for Success

School Code | 5520 School Name | Kensington High School for Creative and Performing Arts











Four-Year Cohort Graduation Rate	Other Key Metrics		
<p>All Students 76 out of 115 Students</p> <p>Score: 66.1%</p> <p>NOT IMPROVING -6.2 From Prior Year </p>	<p>78.6% Ninth-Grade On-Track Rate</p> <p>27.5% First-Fall Matriculation</p> <p>33.0% % of Students Completing the FAFSA by End of 12th Grade</p>		
<p>Black / African American 23 out of 33 Students</p> <p>Score: 69.7%</p> <p>IMPROVING +1.4 From Prior Year </p>			
<p>Hispanic / Latino 43 out of 65 Students</p> <p>Score: 66.2%</p> <p>NOT IMPROVING -8.0 From Prior Year </p>			
<p>Multi Racial / Other</p> <p>Insufficient Sample</p>			
<p>White</p> <p>Insufficient Sample</p>			
<p>American Indian / Alaskan Native</p> <p>Insufficient Sample</p>			
<p>Asian</p> <p>Insufficient Sample</p>			
<p>Native Hawaiian / Pacific Islander</p> <p>Insufficient Sample</p>			
<p>English Learners</p> <p>Insufficient Sample</p>			
<p>Students with IEPs 17 out of 28 Students</p> <p>Score: 60.7%</p> <p>MAINTAINING +0.1 From Prior Year </p>			
<p>Economically Disadvantaged 73 out of 108 Students</p> <p>Score: 67.6%</p> <p>NOT IMPROVING -2.6 From Prior Year </p>			

* Schools that are performing at the most positive value for a metric automatically receive a label of "Improving", even if no change in performance occurred.

College & Career: Every Student Graduates Ready for College and Careers

Goal 4 - Keystone Algebra I Proficiency, Grade 11

School Code | 5520 School Name | Kensington High School for Creative and Performing Arts

Keystone Algebra 1: % of Students Proficient or Advanced, Grade 11	Keystone Algebra 1: % of Students Below Basic, Grade 11
<p>All Students 8 out of 74 Students</p> <p>Score: 10.8% NOT IMPROVING -4.0 From Prior Year </p>	<p>All Students 42 out of 74 Students</p> <p>Score: 56.8% NOT IMPROVING +18.5 From Prior Year </p>
<p>Black / African American 4 out of 23 Students</p> <p>Score: 17.4% Not Applicable No Data Prior Year </p>	<p>Black / African American 12 out of 23 Students</p> <p>Score: 52.2% Not Applicable No Data Prior Year </p>
<p>Hispanic / Latino 4 out of 39 Students</p> <p>Score: 10.3% Not Applicable No Data Prior Year </p>	<p>Hispanic / Latino 23 out of 39 Students</p> <p>Score: 59.0% Not Applicable No Data Prior Year </p>
<p>Multi Racial / Other</p> <p>Insufficient Sample</p>	<p>Multi Racial / Other</p> <p>Insufficient Sample</p>
<p>White</p> <p>Insufficient Sample</p>	<p>White</p> <p>Insufficient Sample</p>
<p>American Indian / Alaskan Native</p> <p>Insufficient Sample</p>	<p>American Indian / Alaskan Native</p> <p>Insufficient Sample</p>
<p>Asian</p> <p>Insufficient Sample</p>	<p>Asian</p> <p>Insufficient Sample</p>
<p>Native Hawaiian / Pacific Islander</p> <p>Insufficient Sample</p>	<p>Native Hawaiian / Pacific Islander</p> <p>Insufficient Sample</p>
<p>English Learners</p> <p>Insufficient Sample</p>	<p>English Learners</p> <p>Insufficient Sample</p>
<p>Students with IEPs 1 out of 20 Students</p> <p>Score: 5.0% Not Applicable No Data Prior Year </p>	<p>Students with IEPs 13 out of 20 Students</p> <p>Score: 65.0% Not Applicable No Data Prior Year </p>
<p>Economically Disadvantaged 7 out of 64 Students</p> <p>Score: 10.9% Not Applicable No Data Prior Year </p>	<p>Economically Disadvantaged 36 out of 64 Students</p> <p>Score: 56.3% Not Applicable No Data Prior Year </p>

* Schools that are performing at the most positive value for a metric automatically receive a label of "Improving", even if no change in performance occurred.

* Due to COVID-19 pandemic-related test cancellations and exemptions, Keystone results for 2022-2023 are compared to pre-pandemic (2018-2019) performance; 2018-2019 subgroup data are not included.

College & Career: Every Student Graduates Ready for College and Careers

Goal 4 - Keystone Biology Proficiency, Grade 11

School Code | 5520 School Name | Kensington High School for Creative and Performing Arts

Keystone Biology: % of Students Proficient or Advanced, Grade 11	Keystone Biology: % of Students Below Basic, Grade 11
<p>All Students 4 out of 69 Students</p> <p>Score: 5.8%</p> <p>IMPROVING +2.7 From Prior Year </p>	<p>All Students 44 out of 69 Students</p> <p>Score: 63.8%</p> <p>IMPROVING -15.9 From Prior Year </p>
<p>Black / African American 1 out of 21 Students</p> <p>Score: 4.8%</p> <p>Not Applicable No Data Prior Year </p>	<p>Black / African American 11 out of 21 Students</p> <p>Score: 52.4%</p> <p>Not Applicable No Data Prior Year </p>
<p>Hispanic / Latino 3 out of 37 Students</p> <p>Score: 8.1%</p> <p>Not Applicable No Data Prior Year </p>	<p>Hispanic / Latino 26 out of 37 Students</p> <p>Score: 70.3%</p> <p>Not Applicable No Data Prior Year </p>
<p>Multi Racial / Other</p> <p>Insufficient Sample</p>	<p>Multi Racial / Other</p> <p>Insufficient Sample</p>
<p>White</p> <p>Insufficient Sample</p>	<p>White</p> <p>Insufficient Sample</p>
<p>American Indian / Alaskan Native</p> <p>Insufficient Sample</p>	<p>American Indian / Alaskan Native</p> <p>Insufficient Sample</p>
<p>Asian</p> <p>Insufficient Sample</p>	<p>Asian</p> <p>Insufficient Sample</p>
<p>Native Hawaiian / Pacific Islander</p> <p>Insufficient Sample</p>	<p>Native Hawaiian / Pacific Islander</p> <p>Insufficient Sample</p>
<p>English Learners</p> <p>Insufficient Sample</p>	<p>English Learners</p> <p>Insufficient Sample</p>
<p>Students with IEPs</p> <p>Insufficient Sample</p>	<p>Students with IEPs</p> <p>Insufficient Sample</p>
<p>Economically Disadvantaged 4 out of 59 Students</p> <p>Score: 6.8%</p> <p>Not Applicable No Data Prior Year </p>	<p>Economically Disadvantaged 37 out of 59 Students</p> <p>Score: 62.7%</p> <p>Not Applicable No Data Prior Year </p>

* Schools that are performing at the most positive value for a metric automatically receive a label of "Improving", even if no change in performance occurred.

* Due to COVID-19 pandemic-related test cancellations and exemptions, Keystone results for 2022-2023 are compared to pre-pandemic (2018-2019) performance; 2018-2019 subgroup data are not included.

College & Career: Every Student Graduates Ready for College and Careers

Goal 4 - Keystone Literature Proficiency, Grade 11

School Code | 5520 School Name | Kensington High School for Creative and Performing Arts

Keystone Literature: % of Students Proficient or Advanced, Grade 11	Keystone Literature: % of Students Below Basic, Grade 11
<p>All Students 19 out of 65 Students</p> <p>Score: 29.2%</p> <p>IMPROVING +17.1 From Prior Year </p>	<p>All Students 22 out of 65 Students</p> <p>Score: 33.9%</p> <p>IMPROVING -16.2 From Prior Year </p>
<p>Black / African American</p> <p>Insufficient Sample</p>	<p>Black / African American</p> <p>Insufficient Sample</p>
<p>Hispanic / Latino 12 out of 36 Students</p> <p>Score: 33.3%</p> <p>Not Applicable No Data Prior Year </p>	<p>Hispanic / Latino 14 out of 36 Students</p> <p>Score: 38.9%</p> <p>Not Applicable No Data Prior Year </p>
<p>Multi Racial / Other</p> <p>Insufficient Sample</p>	<p>Multi Racial / Other</p> <p>Insufficient Sample</p>
<p>White</p> <p>Insufficient Sample</p>	<p>White</p> <p>Insufficient Sample</p>
<p>American Indian / Alaskan Native</p> <p>Insufficient Sample</p>	<p>American Indian / Alaskan Native</p> <p>Insufficient Sample</p>
<p>Asian</p> <p>Insufficient Sample</p>	<p>Asian</p> <p>Insufficient Sample</p>
<p>Native Hawaiian / Pacific Islander</p> <p>Insufficient Sample</p>	<p>Native Hawaiian / Pacific Islander</p> <p>Insufficient Sample</p>
<p>English Learners</p> <p>Insufficient Sample</p>	<p>English Learners</p> <p>Insufficient Sample</p>
<p>Students with IEPs</p> <p>Insufficient Sample</p>	<p>Students with IEPs</p> <p>Insufficient Sample</p>
<p>Economically Disadvantaged 16 out of 55 Students</p> <p>Score: 29.1%</p> <p>Not Applicable No Data Prior Year </p>	<p>Economically Disadvantaged 17 out of 55 Students</p> <p>Score: 30.9%</p> <p>Not Applicable No Data Prior Year </p>

* Schools that are performing at the most positive value for a metric automatically receive a label of "Improving", even if no change in performance occurred.

* Due to COVID-19 pandemic-related test cancellations and exemptions, Keystone results for 2022-2023 are compared to pre-pandemic (2018-2019) performance; 2018-2019 subgroup data are not included.

College & Career: Every Student Graduates Ready for College and Careers

Goal 4 - Keystone Overall Proficiency, Grade 11

Goal 5 - Career and Technical Education, Grade 12

School Code | 5520 School Name | Kensington High School for Creative and Performing Arts

Keystone All Subjects: % of Students Proficient or Advanced, Grade 11

All Students

2 out of 75 Students

Score: 2.7%

IMPROVING

+1.5 From Prior Year



Black / African American

1 out of 23 Students

Score: 4.4%

Not Applicable

No Data Prior Year



Hispanic / Latino

1 out of 39 Students

Score: 2.6%

Not Applicable

No Data Prior Year



Multi Racial / Other

Insufficient Sample

White

Insufficient Sample

American Indian / Alaskan Native

Insufficient Sample

Asian

Insufficient Sample

Native Hawaiian / Pacific Islander

Insufficient Sample

English Learners

Insufficient Sample

Students with IEPs

1 out of 20 Students

Score: 5.0%

Not Applicable

No Data Prior Year



Economically Disadvantaged

2 out of 65 Students

Score: 3.1%

Not Applicable

No Data Prior Year



% of 12th Grade CTE Students Meeting Industry Standards

All Students

Insufficient Sample

* Schools that are performing at the most positive value for a metric automatically receive a label of "Improving", even if no change in performance occurred.

* Due to COVID-19 pandemic-related test cancellations and exemptions, Keystone results for 2022-2023 are compared to pre-pandemic (2018-2019) performance; 2018-2019 subgroup data are not included.